



# Porsche Front Crash Bar Kit

## Kit contents




## Installation instructions

1. Mount the center section of the bar.





2. Take the 1 ½ tubes that wrap around and start to fit them. You will end up trimming the inside about 1-2" leaving approximately 1/8" away from the radiator.

Note: This is why I make these front crash bars custom fit since no two cars are the same and the fit is so tight between the radiator and the nose. I do this fitting with the front radiator ducts off then go back and modify them to fit back on.



3. When you get that fit, you will want to drill a hole about 3/8" approximately 1 ½" back from the end of the 1 ½" bar to roseate weld.





4. After you have the 1 ½" bar tacked you will start on the ½ square tube support bars.  
The (2) tabs, the 1" tab with the 6mm hole goes on the lower stud. The ¾" tab with the 8mm hole gets mounted on the seam and through bolted to the inside of the trunk.
5. Next, clamp the ½ round shell to the tube that wraps around the radiator.

Note: Now this is the most important part. You will want to get the ½ tube as far forward as you can. You will need to notch the radiator duct. You will want as much tire clearance as you can get especially for the Grand Am Continental. You will have to trim the ½ as necessary.

6. The bar with the tab welded on it with the 6mm hole goes down the radiator frame and will need a slight bend to fit.
7. After the 3 ½ tubes are fit, you will drill a 6mm hole through the ½ shell. Bolt in place the trim off the 1 ½" tube.

Note: Just remember to check that tire clearance as you go. Sometimes I have to change the wheel base a small amount to make it all work. Also you might have to trim the back side of the turn signal area if you have a stock nose.

Any questions, give me a call.

-Gary

Capital City Motorsports Inc.  
Sacramento, California  
916.296.5238 [garybiehl@earthlink.net](mailto:garybiehl@earthlink.net) [capitalcitymotorsports.us](http://capitalcitymotorsports.us)